

**GX S-700™**



## The Vision To Advance Your Quality Of Care

Cone Beam 3D Imaging Systems

Panoramic X-ray Systems

Intraoral X-ray Systems

Digital Intraoral Sensors

Digital X-ray Phosphor Plates

Intraoral Cameras

Imaging Software

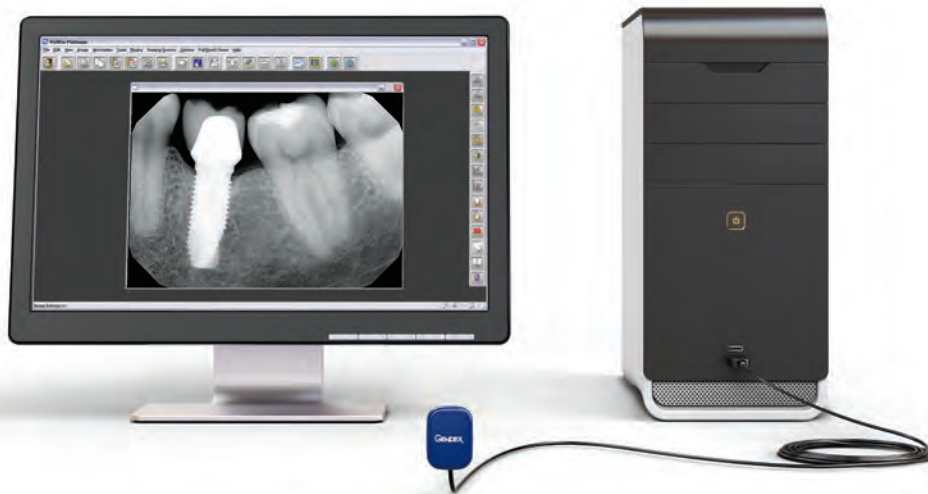


**GENDEX®**  
*Always by your side*



## Meet the latest advancement in Digital Intraoral Sensors

Introducing the GXS-700, designed to make migrating from film, or upgrading a digital system, easier than ever. As the eighth generation digital sensor from Gendex, the GXS-700 system comes from a strong lineage of imaging excellence, raising the performance bar for other digital sensors. From ease-of-use and portability, to enhanced acuity and sustainability, these new sensors underscore our desire and commitment to help advance your practice with innovative and affordable solutions.



Direct Hi-Speed USB 2.0 connection increases productivity and efficiency



*Sensors fit easily and securely into the custom, color-coded holders*



*The ergonomic sensor design permits comfortable and precise positioning*

### ⇒ High Quality Image Capture

- Advanced CMOS sensor technology enhances image quality, elevating technical and diagnostic capabilities
- High-performance sensor captures high resolution images, providing more than 20 visible line pairs per millimeter
- Working within a wide dynamic range of x-ray exposure settings provides consistent image quality and repeatable results

### ⇒ Two Ergonomically Designed Sensor Sizes

- Size 1 and Size 2 accommodate children and adults
- Rounded corners and smooth edge finishes comfortably fit the anatomical shape of the oral cavity
- Durable materials and components increase the life span of the product

### ⇒ Direct USB Connectivity

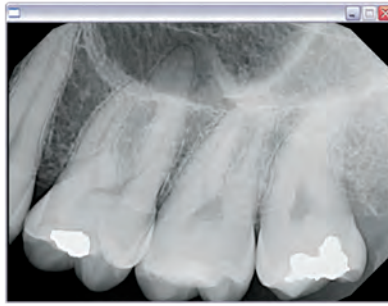
- Ultra-portable sensors with Hi-Speed USB 2.0 connectivity
- No need for USB controllers, adapters, or docking stations
- Low power consumption



*Highly detailed digital images enhance diagnostic capabilities and create more interactive patient education opportunities*

## High Definition Radiography

Utilizing the latest sensor technology, the GXS-700 system delivers real-time images of truly amazing clarity and detail — greatly supporting diagnosis and treatment.



*Effortlessly capture high definition images of challenging areas such as third molars and long-rooted canines*



*Easily capture both horizontal and vertical bitewings*



## The Workflow Wonder

Known for improving the clinical lives of dentists, Gendex engineered the GXS-700 for smooth integration into practice management systems. This creates more time for patient contact and additional appointments. The GXS-700 can be conveniently carried to wherever it is needed, from operator to operator, for fast, proficient service.

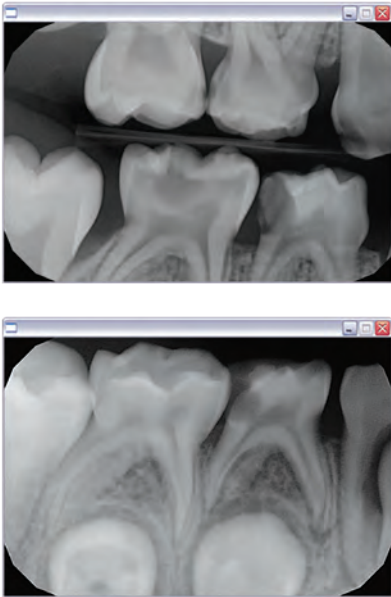
Its unique "Always Ready" feature automatically recognizes the presence of radiation and starts image acquisition without initiating the capture through software or hardware interfaces.

With its fast Hi-Speed USB 2.0 connection, you'll save time every day, no matter the type of appointment. Digital images appear instantly, providing clinicians with immediate feedback. In an emergency, valuable time is not wasted waiting for film to develop, allowing you to quickly attend to your patient.





## GXS-700 Size 1 – Perfect for Pedo



*The GXS-700 sensor enables comfortable positioning even in the most distal parts of smaller mouths*



*Our engineers developed the GXS-700 Size 1 Pedo sensor to be closest in size to the most used x-ray film on children*



### How To Treat Your Toughest Patients

The apprehension of your youngest patients is sure to quickly disappear once they experience the speed and comfort of the GXS-700 Size 1 Sensor – designed specifically for Pedodontists. With dimensions similar to the smallest film, its ergonomic design with rounded corners and smooth edge finishes, the GXS-700 helps children gain a more positive x-ray experience.



Gendex cares about positive experience and what's important to dentists and their patients. Today, more and more offices are implementing "green" practices. With this in mind, we have incorporated many eco-friendly and sustainable features into the GXS-700 sensor design.

When compared to traditional film radiographs, the GXS-700 system can significantly reduce patient exposure to radiation and eliminates the need for working with film processing chemicals.

*Parents and other concerned adults will be pleased to hear that x-ray exposure can be reduced by using digital radiography*

# Technical Specifications

## Gendex GXS-700™ Digital Intraoral Sensor

	Size 2 Sensor	Size 1 (Pedo) Sensor
<b>External Dimensions</b>	31 mm x 42 mm	25 mm x 37 mm
<b>Image Pixel Size</b>	19.5 µm	19.5 µm
<b>Sensor Technology</b>	Enhanced CMOS	Enhanced CMOS
<b>Scintillator Technology</b>	CsI Scintillator	CsI Scintillator
<b>Image Size</b>	1324 x 1842 pixels	1026 x 1539 pixels
<b>Number of Pixels</b>	2.4 megapixels	1.6 megapixels
<b>Resolution</b>	<i>Theoretical: 25.6 lp/mm</i> <i>Visible: 20+ lp/mm</i>	<i>Theoretical: 25.6 lp/mm</i> <i>Visible: 20+ lp/mm</i>
<b>USB Connector</b>	Hi-Speed USB 2.0	Hi-Speed USB 2.0
<b>Cable Length</b>	9 feet (2.7 meters)	9 feet (2.7 meters)
<b>Warranty</b>	2 years	2 years



*The wall-mount cradle safely stores the sensor and USB connector*

Gendex GXS-700 is a USB certified device and shall be used with USB compliant cables suitable for Hi-Speed USB 2.0 components. Certified USB cable extenders are available from Gendex. Certified powered USB active hubs can also be used to extend the distance to the USB host/computer. The length of the cable connection to the hubs or between hubs shall not exceed 15 feet (5 meters).

NOTE: Visualix eHD sensors and GXS-700 sensors can be installed and operated on the same computer with no driver conflicts. GXS-700 digital intraoral sensors are Certified Class IIa medical devices.

PC Requirements	Minimum	Recommended
<b>Operating System</b>	Microsoft® Windows® XP with service pack SP3	Microsoft® Windows® 7 Professional 32 or 64 bit
<b>Processor</b>	Intel Celeron® M 1.6 GHz	Intel® Core™ 2 Duo 2.4 GHz
<b>Memory</b>	512 MB	4+ GB
<b>Hard Disk</b>	40+ GB	120+ GB
<b>Display Settings</b>	800 x 600 at 24 bit true color	1024 x 768 at 32 bit true color
<b>Video Memory</b>	1+ MB	128+ MB
<b>USB Port</b>	USB 2.0	USB 2.0
<b>Driver</b>	GxPicture 3.0 or higher	GxPicture 3.0 or higher
<b>USB Power Supply</b>	5 V DC, 500 mA	5 V DC, 500 mA
<b>Standards</b>	In compliance with the UL/IEC/EN 60950 standard	



**Gendex Dental Systems**  
1910 North Penn Road  
Hatfield, PA 19440 USA  
Tel 1-800-323-8029  
www.gendex.com